

HAWERA CONTRACT BRIDGE CLUB INCORPORATED



Teacher: Justine Hart

Telephone: 027 2813 889

Email: justineandlance@hotmail.com




Lesson Two

I-Level Opening Bids



Ranking of the Suits

No **T**rumps



Spades



Hearts



Diamonds



Clubs





Finding a Fit



- A Fit is 8+ cards in one suit
- If there is a fit in a major this will be the trump suit
- If there is no fit, then choose NoTrumps




Levels of Bidding

- The number of tricks you must make to get a score = 6 + the level you bid
 - 1-level contracts ... Must make 7 tricks ($6 + 1$)
 - 2-level contracts ... Must make 8 tricks ($6 + 2$)
 - 3-level Contracts ... Must make tricks ($6 + 3$) etc
 - 4-level Contracts ... Must make  tricks
 - 6-level Contracts ... Must make  tricks



The Auction



- Every suit has a ranking order
- Each **bid** must be higher than the previous bid

1♣	1♦	1♥	1♠	1NT
2♣	2♦	2♥	2♠	2NT
3♣	3♦	3♥	3♠	3NT
4♣	4♦	4♥	4♠	4NT
etc				

- The first person to bid is the **Opener**
- Opener's partner is the **Responder**



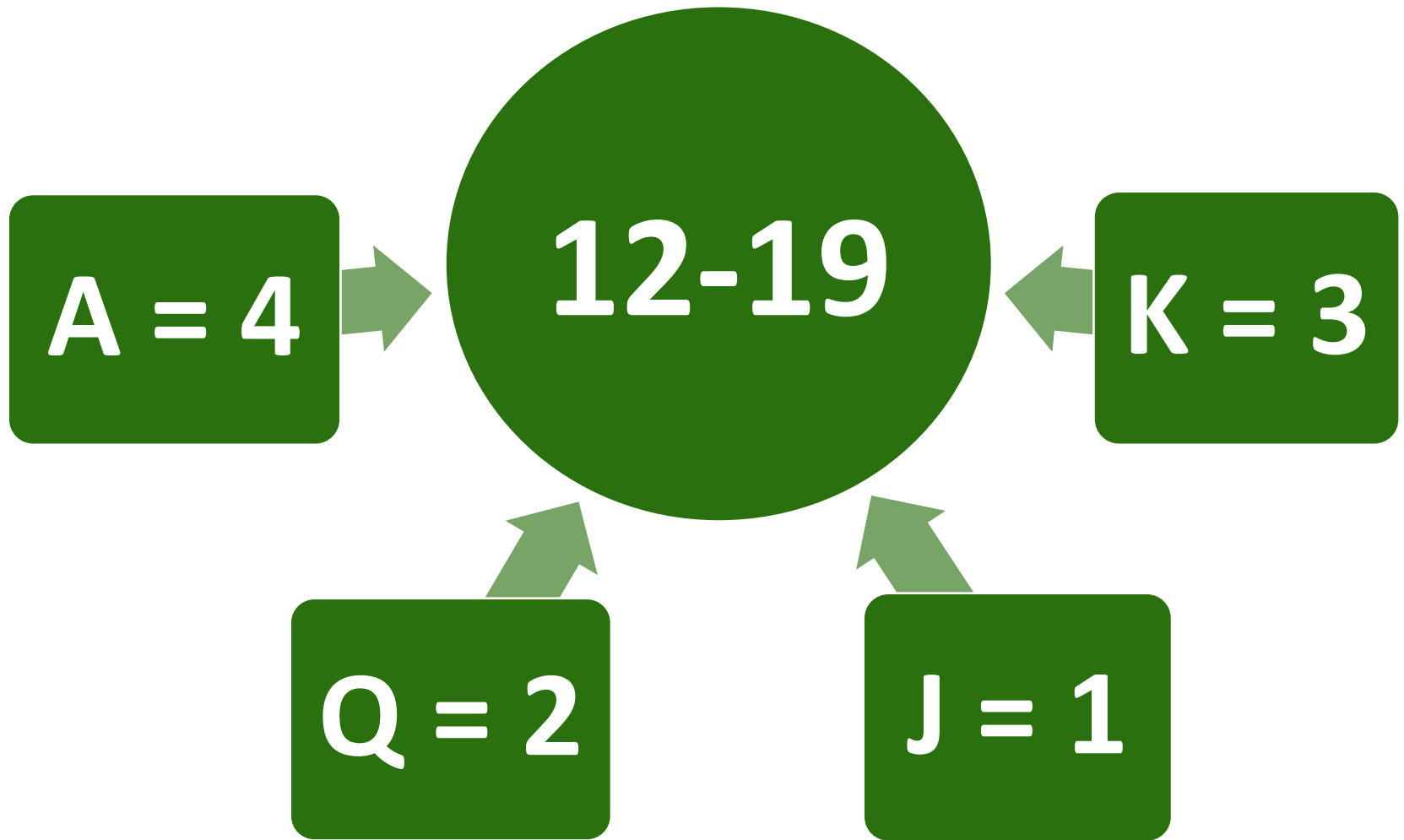
Basic Rules for Opening 1-suit

- You must have enough **High Card Points**

12-19



Basic Rules for Opening 1-suit



Which hand can open the bidding?

Board 1

North - Click to Sit Robot

West - Click to Sit Robot


East - Click to Sit Robot

South - Click to Sit Robot

WEST	NORTH	EAST	SOUTH





**Board
2**

N  North - Click to Sit Robot

W  West - C Robot

WEST	NORTH	EAST	SOUTH

E  East - C|Robot

S  South - Click to Sit Robot



Opener's First Bid

	Points	Description
1NT	15 – 17	Balanced hand ... SPECIAL CASE
1♠	12 – 19	5 + spades
1♥	12 – 19	5 + hearts
1♦	12 – 19	3 + diamonds
1♣	12 - 19	3 + clubs



Opening Bid Rules – 12-19 HCP

The order in which you bid your suits is very important.
Here are the rules:

- 1NT if 15-17 HCP and balanced
(Special Case)
- Longest suit first
(unless it's a minor and you have a 5-card major)
- Higher ranking 5-card suit
(so spades before hearts if equal length)
- Preferred minor
(1D if 4-4 in the minors, 1C if 3-3 in the minors)



Rules for 1-level suit openings

Bid your **longest** suit first



What do you open?

Bid your higher ranking **5-card** suit first



Basic Rules for 1-level suit openings

Bid your **PREFERRED MINOR** first



What do you open with this hand?



Open 1♣

... no 5-card major,
open your preferred minor



What do you open with this hand?



Open 1 ♠

... open your higher ranking 5-card suit first



Further Bidding

... To come in more detail

- **Responder** needs 6 + points to bid ... At least 1/4 of what Opener needs
- Try to find a **Fit** as soon as possible
- There are 3 choices of level to bid to:
 1. Minimum (6 – 9)
 2. Close to Game (10 – 12)
 3. Enough for Game (13+)
- If there is NO fit, then bid NoTrumps
- To bid **Game** you need **25+** points between the two hands



Summary – Opening 1 of a suit

12-19

- 1NT if 15-17 HCP and balanced
(Special Case)
- Longest suit first
(unless it's a minor and you have a 5-card major)
- Higher ranking 5-card suit
(so spades before hearts if equal length)
- Preferred minor
(1D if 4-4 in the minors, 1C if 3-3 in the minors)



Homework

LESSON 2 QUIZ

NZBBridge

1-Level Opening Bids

What do you open with the following hands?

♠ AQ6542

♥ 72

♦ A2

♣ A92

♠ AJ52

♥ J8

♦ A105

♣ J1085

♠ K2

♥ AKQ2

♦ J9875

♣ 97

♠ AJ952

♥ AQ862

♦ K5

♣ 4

♠ A52

♥ AK62

♦ AJ85


♣ 97

What do you open with the following hands?



Practice and Review

- **Review** tonight's lesson notes as soon as possible
- **Review** lesson notes again before next week's lesson
- Do your **homework** – Quiz 2
..... Please



BEGINNERS' LESSONS

any questions please ask

Teacher: Justine Hart

Telephone: 027 2813 889

Email: justineandlance@hotmail.com

